

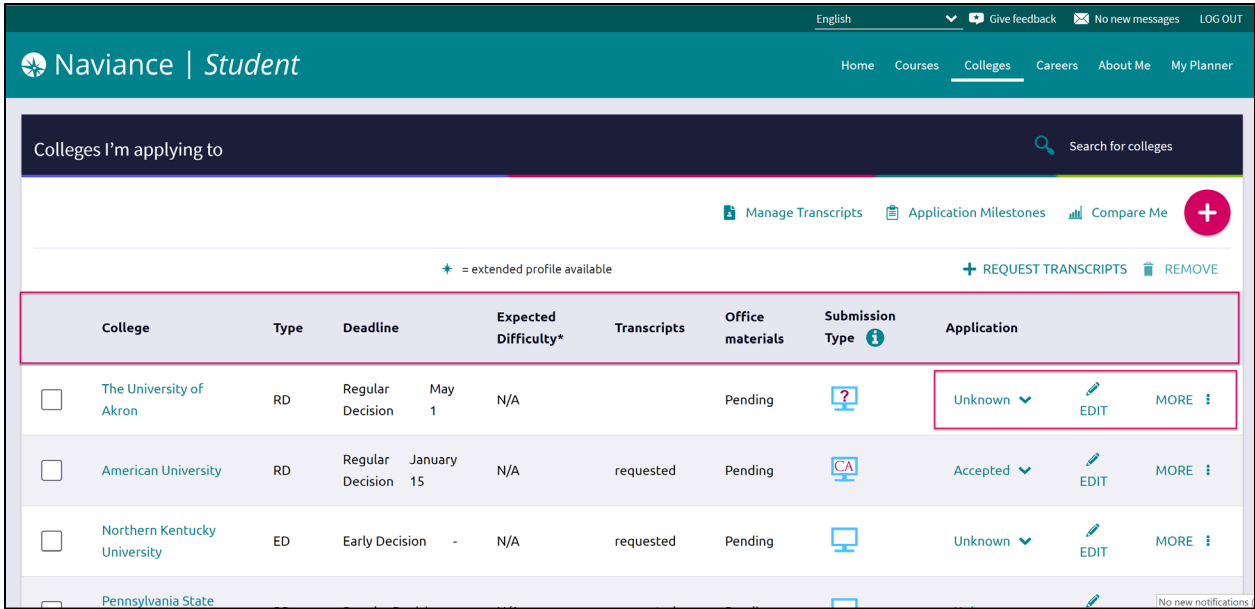
The College Application Process Reference Guide

Overview

Keep track of the colleges that you are applying to by using the **Colleges I'm Applying To** list. This list provides an overview of the college, the college deadline, transcript requests, and whether the application was submitted allowing you to easily keep track of your college application process. Additionally, view other college application information like requests for letters of recommendation, college events, and test scores.

Accessing the List

1. From Naviance Student, **Colleges > Colleges I'm Applying To**.



College	Type	Deadline	Expected Difficulty*	Transcripts	Office materials	Submission Type	Application
<input type="checkbox"/> The University of Akron	RD	Regular Decision	May 1	N/A	Pending		Unknown EDIT MORE
<input type="checkbox"/> American University	RD	Regular Decision	January 15	N/A	requested		Accepted EDIT MORE
<input type="checkbox"/> Northern Kentucky University	ED	Early Decision	-	N/A	requested		Unknown EDIT MORE
<input type="checkbox"/> Pennsylvania State							EDIT MORE

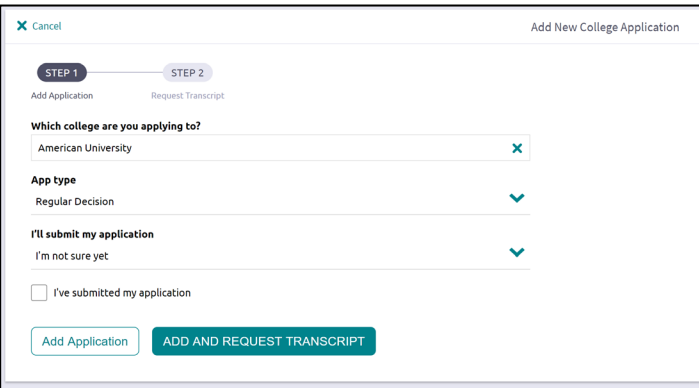
Adding a College(s) to the List & Requesting Transcripts

Colleges can be added to the Colleges I'm Applying To list in two different ways:

- From the *Colleges I'm Applying To* list
- From the *Colleges I'm Thinking About* list

From Colleges I'm Applying To

1. Click the **Add** button (+ sign).
The Add New College Application, Step 1 Add Application displays.
2. From **Which college are you applying to?** use the drop-down or type the name of the desired college and select from the matches.
3. From **App Type** click the drop-down to identify your answer.
4. From **I'll submit my application?** click the drop-down to identify your answer.



Cancel

Add New College Application

STEP 1

STEP 2

Add Application

Request Transcript

Which college are you applying to?

American University

App type

Regular Decision

I'll submit my application

I'm not sure yet

☐ I've submitted my application

Add Application

ADD AND REQUEST TRANSCRIPT


- If you have already sent in your application, select the checkbox labeled **I've submitted my application**. If not, leave it unchecked.

*If you currently do not need to request transcripts, select **Add Application**.*

- Click **Add and Request Transcript**.
The Add New College Application – Step 2 Request Transcript displays.
- From **What type of transcript/s are you requesting?** select the checkbox(es) that identify your answer.
- From **What additional materials, if any, do you want included?** select the checkbox(es) that identify your answer.
- Review **Where are you sending this transcript?** to ensure the proper college name is displaying.
- Click **Request and Finish**.

From Colleges I'm Thinking About

- From Naviance Student, navigate to **Colleges > Colleges I'm Thinking About**.
- Place checkmarks in the checkboxes next to the schools to which you are applying.
- Click **Move to Application List**.
The Move to College Applications, Step 1: Add Application/s displays.

Colleges I'm thinking about			
+ Add Colleges to List			
1 selected		UPDATE INTEREST	MOVE TO APPLICATION LIST
College	Delivery Type	Added By	Expected Difficulty*
<input checked="" type="checkbox"/> The University of Akron		Student	N/A

- Use the drop-down menus to select the accurate responses.
- If you have already sent in your application, select the checkbox labeled **I've already sent my application**. If not, leave it unchecked.

*If you do not currently need to request transcripts, select **Add Applications**.*

- Click **Add and Request Transcripts**.
The Move to College Applications, Step 2: Request Transcripts displays.
- Select the accurate checkbox(es) for **What type of transcript/s are you requesting?** and **What additional materials, if any, do you want included?**
- Review **Where are you sending this transcript?** to ensure the proper college name and deadline type is displaying.
- Click **Request and Finish**. The college is added, and the request is made.

Request Transcript

A transcript can be requested for schools that were previously saved to your **Colleges I'm Applying To** list.

- From Colleges I'm Applying To, click **Request Transcripts**.

Colleges I'm applying to					
<div> <div>Manage Transcripts</div> <div>Application Milestones</div> <div>Compare Me</div> <div>+</div> </div>					
<div> <div>+ extended profile available</div> <div>REQUEST TRANSCRIPTS</div> <div>REMOVE</div> </div>					
College	Type	Deadline	Transcripts	Office materials	Application

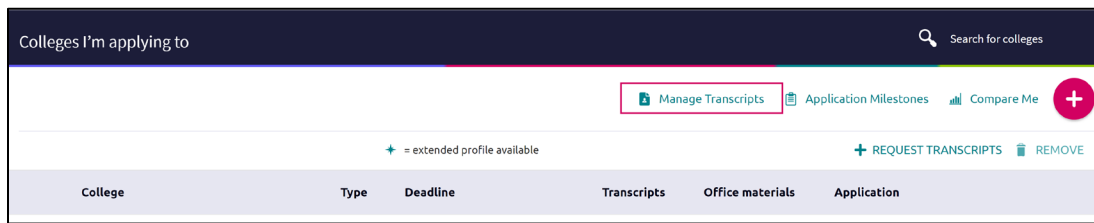
The Request College Application Transcript displays.

- Use the checkboxes and drop-downs to answer the transcript-related questions.
- Click **Request and Finish**.

Manage Transcripts

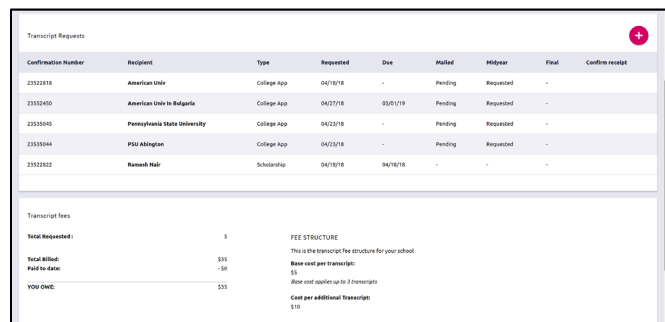
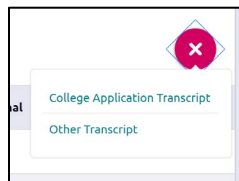
Use Manage Transcripts to keep track of your general transcript requests, whether for college applications or scholarships.

1. From the Colleges I'm applying to list in Naviance Student, click **Manage Transcripts**.



The *Manage Transcripts* page displays.

2. Here you can see all the institutions to which a transcript request has been associated.
3. Use the **Add (+)** button to add either **College Application Transcript** or **Other Transcript**.

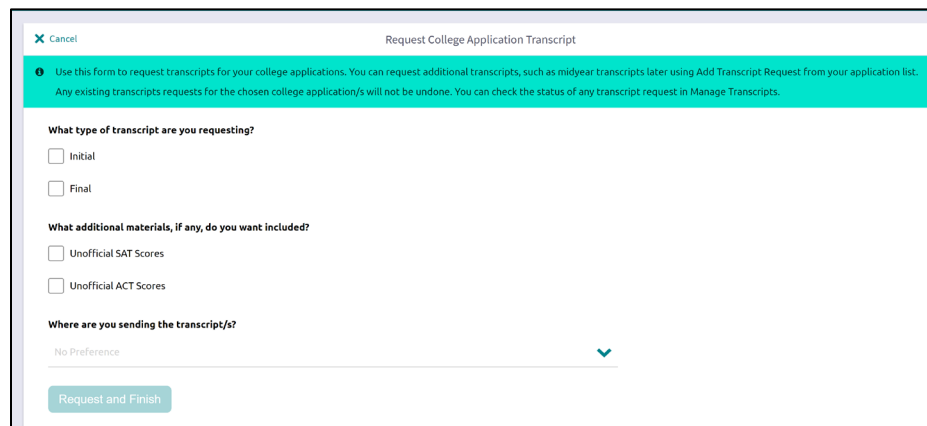


Confirmation Number	Recipient	Type	Requested	Due	Mailed	Midyear	Final	Confirm receipt
23522818	American Union	College App	04/18/18	-	Pending	Requested	-	-
23522400	American Union in Bulgaria	College App	04/27/18	05/01/18	Pending	Requested	-	-
23522045	Pennsylvania State University	College App	04/23/18	-	Pending	Requested	-	-
23522044	PISI Arlington	College App	04/23/18	-	Pending	Requested	-	-
23522022	Ramoth Hall	Scholarship	04/18/18	04/18/18	-	-	-	-

Transcript Fees	
Total Requested:	\$
Total Mailed:	\$15
Paid to date:	-\$0
YOUR DUE:	\$15

FEE STRUCTURE	
This is the transcript fee structure for your school.	
Base cost per transcript:	\$5
Base cost applies up to 3 transcripts	
Cost per additional transcript:	\$10

4. Use the checkboxes and drop-downs answer the transcript-related questions.
5. Click **Request and Finish**.



Request College Application Transcript

Use this form to request transcripts for your college applications. You can request additional transcripts, such as midyear transcripts later using Add Transcript Request from your application list. Any existing transcripts requests for the chosen college application/s will not be undone. You can check the status of any transcript request in Manage Transcripts.

What type of transcript are you requesting?

☐ Initial

☐ Final

What additional materials, if any, do you want included?

☐ Unofficial SAT Scores

☐ Unofficial ACT Scores

Where are you sending the transcript/s?

No Preference

Request and Finish

Other Application Information

Letters of Recommendation

Request new and keep track of letter of recommendation requests from [Colleges](#) > [Apply to College](#) > [Letters of Recommendation](#).

When adding a request, select a teacher to write the recommendation, a specific or all colleges from your Colleges I'm Applying To list, and any notes to share with your teacher.

Test Scores

View and add key test scores ([College Home](#) > [Apply to College](#) > [Test Scores](#)) such as ACT and SAT.

Self-reported scores in Naviance are unofficial and not sent to colleges. Visit the testing agency's site to send your scores.