


Freshman Parent Night


2012-2013 School Year

Agenda


Power Point will be posted on
mycentennialcounseling.com
website.




Dr. Miletto, Principal




Karen LeCates, PTSA Co-President




Eric Beeler, Senior Class President



Jennifer Cassidy, Curriculum AP



Melissa Freeman, Counselor



Lynn Haldaman, GBI

Centennial High School PTSA

PTSA Overview

- Benefits
- Opportunities
- How to get involved

Home Access Center

- What is it?
- Benefits
- How do you access it?

Recommendations

- Remain involved
- Check HAC regularly
- Encourage advocacy
- Stay connected

Communication

- PTSA website
www.centptsa.org
- Email blasts
- Knightly News

Eric Beeler

A “Day in the Life”

(i.e. those details
your kids don't share
with you)

Logistics

Policies

Seminars

Opportunities

Work Load and Expectations

Getting Involved

Recommendations

Curriculum FAQs

A yellow callout box with a white border, featuring a light yellow circle on the left side. The text is centered in white.

**Grading Policies and
Expectations**

A gray callout box with a white border, featuring a light gray circle on the left side. The text is centered in white.

**Credits and Graduation
Requirements**

A green callout box with a white border, featuring a light green circle on the left side. The text is centered in white.

**Choosing Courses for 2013-
2014 School Year**

Graduation Requirements

- Specific graduation requirements can be found in the student handbook (agenda) OR online on the counseling web page
- Counselors will conduct classroom guidance and a spring parent night with more details about supporting students in meeting these requirements
- Students must earn a total of 23 credits:
 - 4 English
 - 4 Mathematics
 - 4 Science
 - 3 Social Studies
 - 1 Health/Physical Education
 - 3 CTAE and/or World Language and/or Fine Arts
 - 4 additional elective units

Earning Credits

- Students earn credit for a course by earning a passing grade (70 or higher) in the course
- Grading Scale:
 - A = 90 or higher
 - B = 80-89
 - C = 70-79
 - F = 69 or below
- Grade Level Placement:
 - Freshmen = Less than 5 credits
 - Sophomore = 5 – 10.5 credits
 - Junior = 11 – 16.5 credits
 - Senior = 17 or more credits

General Grading Policies

- Interim progress reports will be issued to students every 6 weeks
- The first 6-week progress report will be sent home on Thursday, September 27, 2012
- Report cards are issued at the end of S1 and S2; these final grades are reflected on the high school transcript
- Each course semester is independent of the other; S1 and S2 course grades are NOT averaged
- Honors and AP courses receive an additional 7 points added to the final passing grade
- Parents can use Home Access Center (HAC) to track assignments, grades, attendance, discipline, etc. during the semester

Parent Concerns

- Questions about student grades, assignments, course content, classroom consequences, etc. should be directed to the teacher first
- The counselor can be contacted for support in scheduling meetings with all teachers or general academic support
- Administrators are available for academic support after contact has been initiated with the teacher
 - Hershel Bennett A-D
 - Keynun Campbell E – Le
 - Jennifer Cassidy Li – R
 - David Mashburn S-Z

Final Exams and End-of-Course Tests

EOCT courses:

- Biology*
 - Physical Science
 - 9th Lit/Comp*
 - 11th Lit/Comp
 - CCGPS Coord. Algebra*
 - GPS Geometry
 - US History
 - Economics
- The EOCT is weighted at 20% of a student's final course grade (S2)
 - Most teachers will weight the S1 final the same as the EOCT
 - 9th grade courses are marked with an *
 - Final exams are given in all other courses – see teacher syllabi for details

Calculating GPA

- To calculate FCS GPA:
- By Semester
 - Add final course grades for semester
 - Divide by total courses taken
- Cumulative GPA
 - Add final grades for each course
 - Divide by total courses taken
- Courses are not weighted by credit earned (a 1.0 credit course counts the same as a 0.5 credit course when calculating GPA)
- HOPE GPA
 - Determined annually by the GA Student Finance Commission
 - Visit GACollege411.org for details

Course Selection and Changes

- Teachers will recommend students for academic placement during the spring semester
- Parents/Students will be given the opportunity to review recommended placements; questions should be directed to the teacher and/or counselor prior to enrollment in the course
- Students will be given opportunities to select elective courses; changes may be made within the designated enrollment period (Feb – May)
- After the verification period, students are expected to complete courses in which they enroll
- Changes after the verification period will be rare and will require administrative approval

2012-13 Counseling Dept Staff



**Michael
Absher
A – Dam**




**Shellie
Caplinger
Dan – Hou**



**Patrick Cox
Hov - More**

2012-13 Counseling Dept Staff



**Melissa
Freeman
More – Seo**

**Hella Peart
Sep – Z**

**Billy Kirk
Graduation
Coach**

CHS Counseling Curriculum

9th Grade

- Counseling Services; Goal Setting
- Academic Success Skills
- 4 Year Academic Plan
- Signs of Suicide
- Fall and Spring Parent Nights

10th Grade

- Career Exploration; Online Resources
- Cyber-Safety
- Spring Parent Night

11th Grade

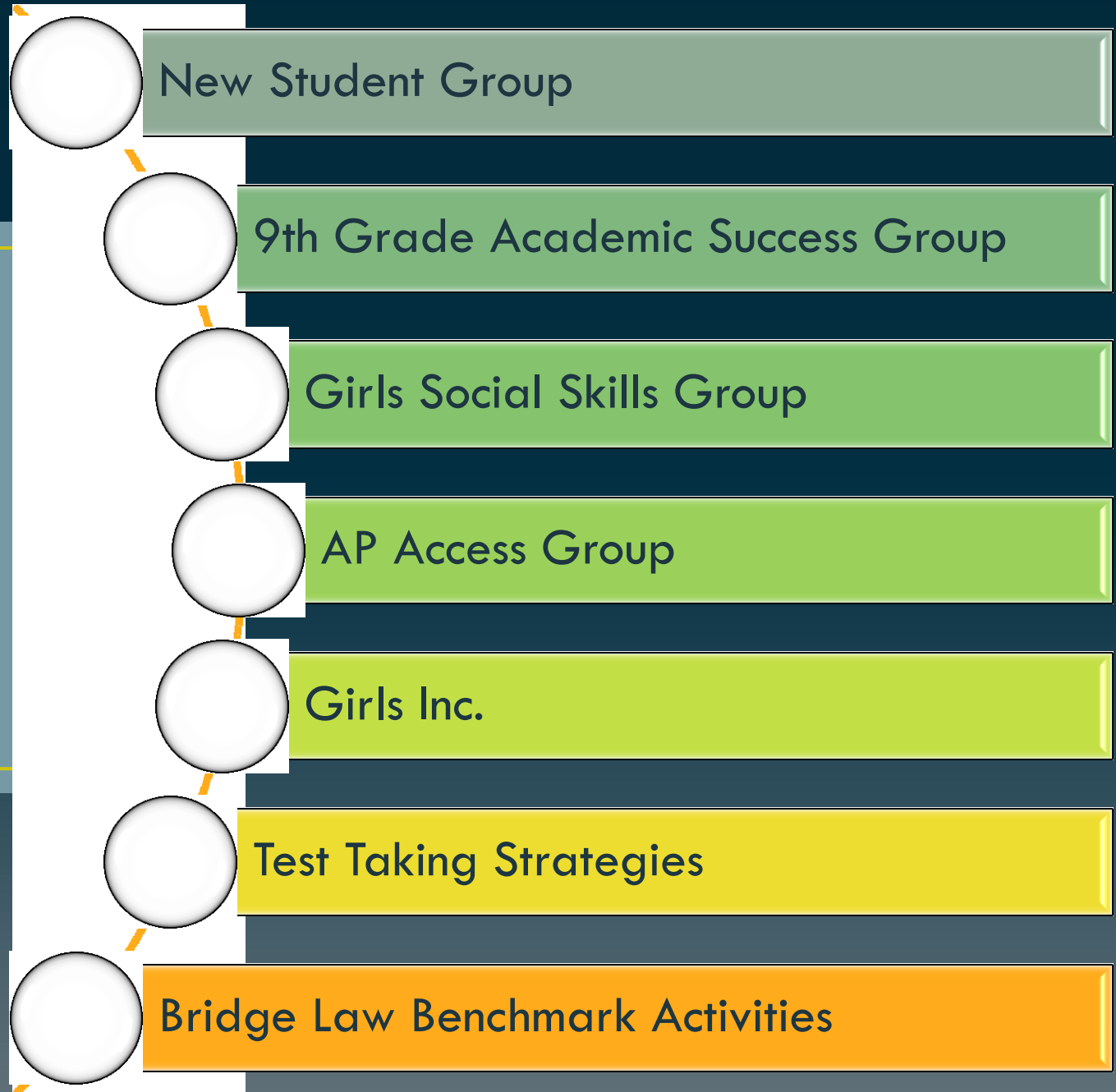
- College Admissions Criteria
- College Search Process
- Junior Advisement
- Fall Parent Night

12th Grade

- College Application Process
- Georgia Apply to College Day
- Fall Parent Night
- Financial Aid Night

Student Support Programs

Grades 9 - 12



Counseling Program Resources

Counseling Website

www.mycentennialcounseling.com

College Representative Visits

Scholarship Information Blasts

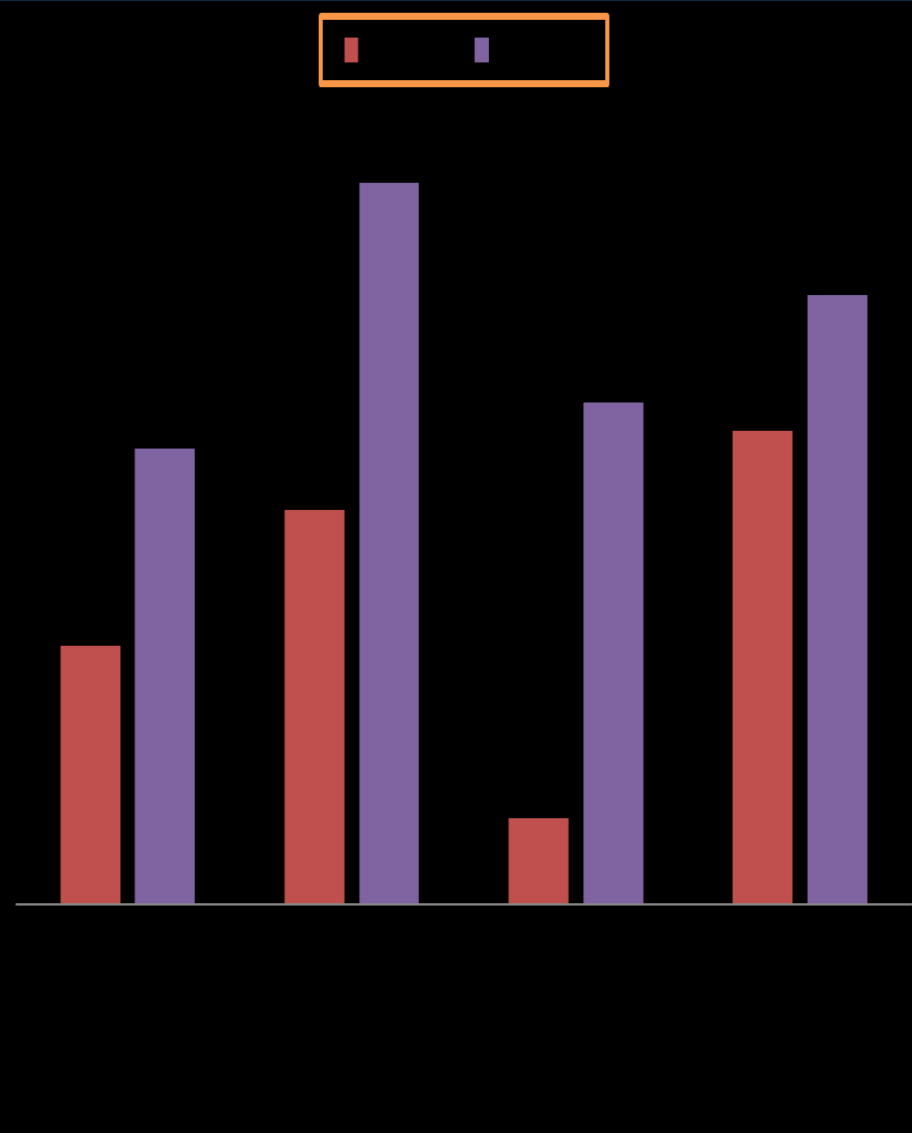
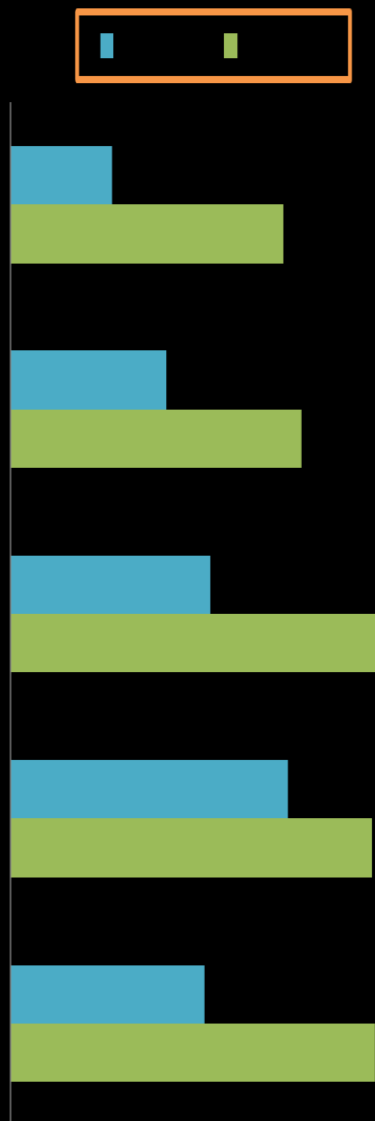
Credit Recovery Options

Parent Nights

SAT/ACT Test-Prep Opportunities

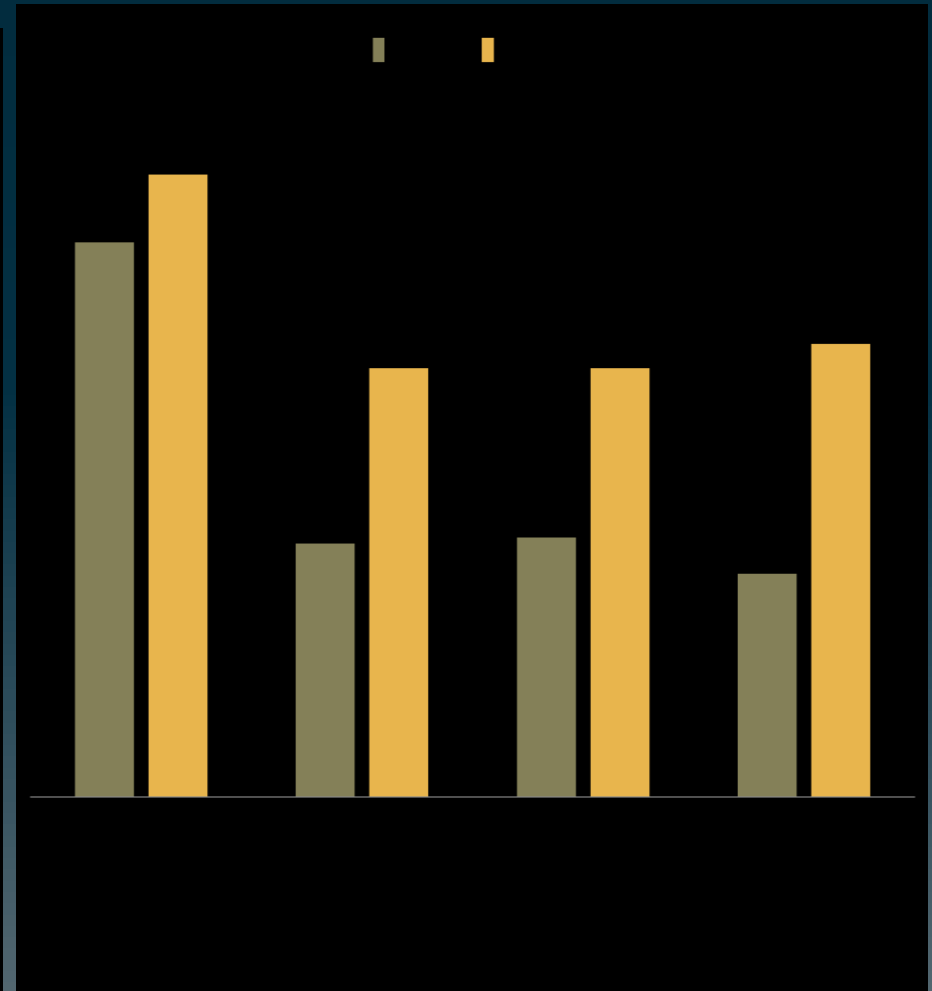
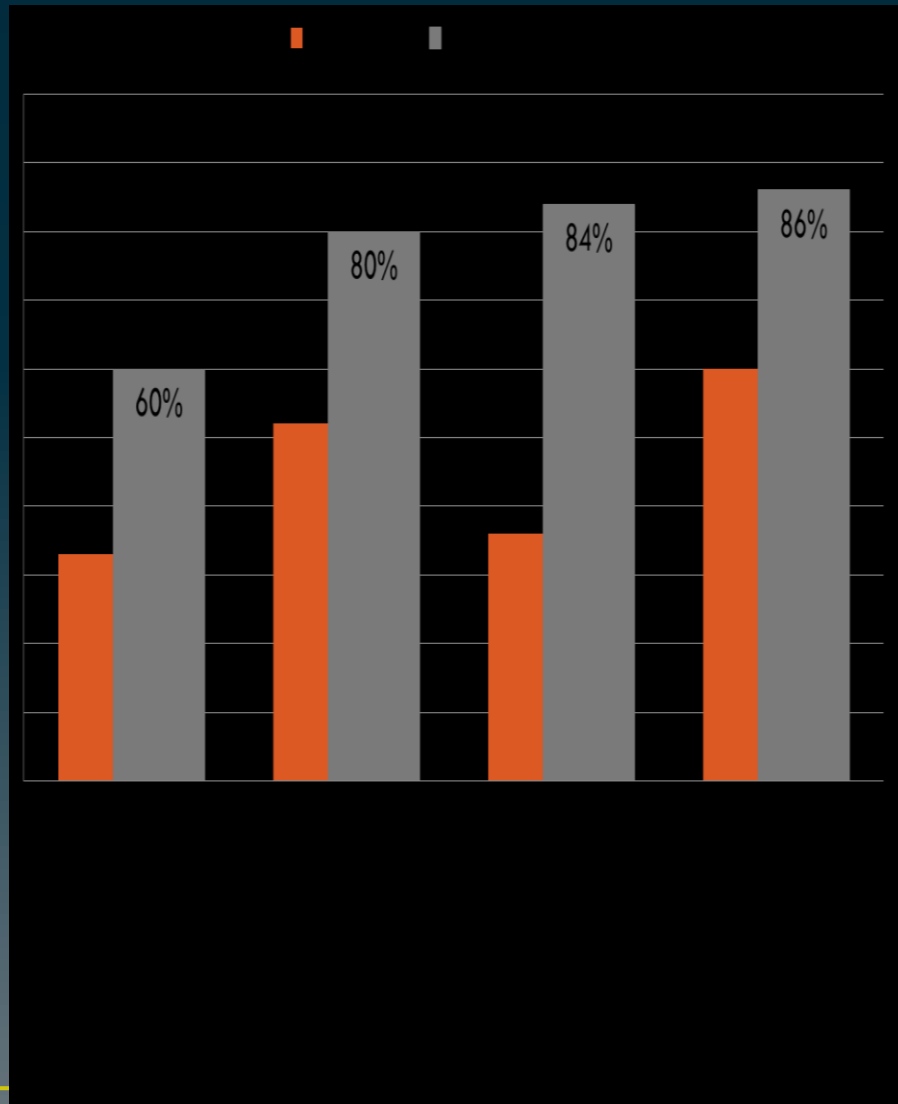
Consultations & Collaboration

2012-13 Outcome Data: 9th Grade Pre/Post-Test Results



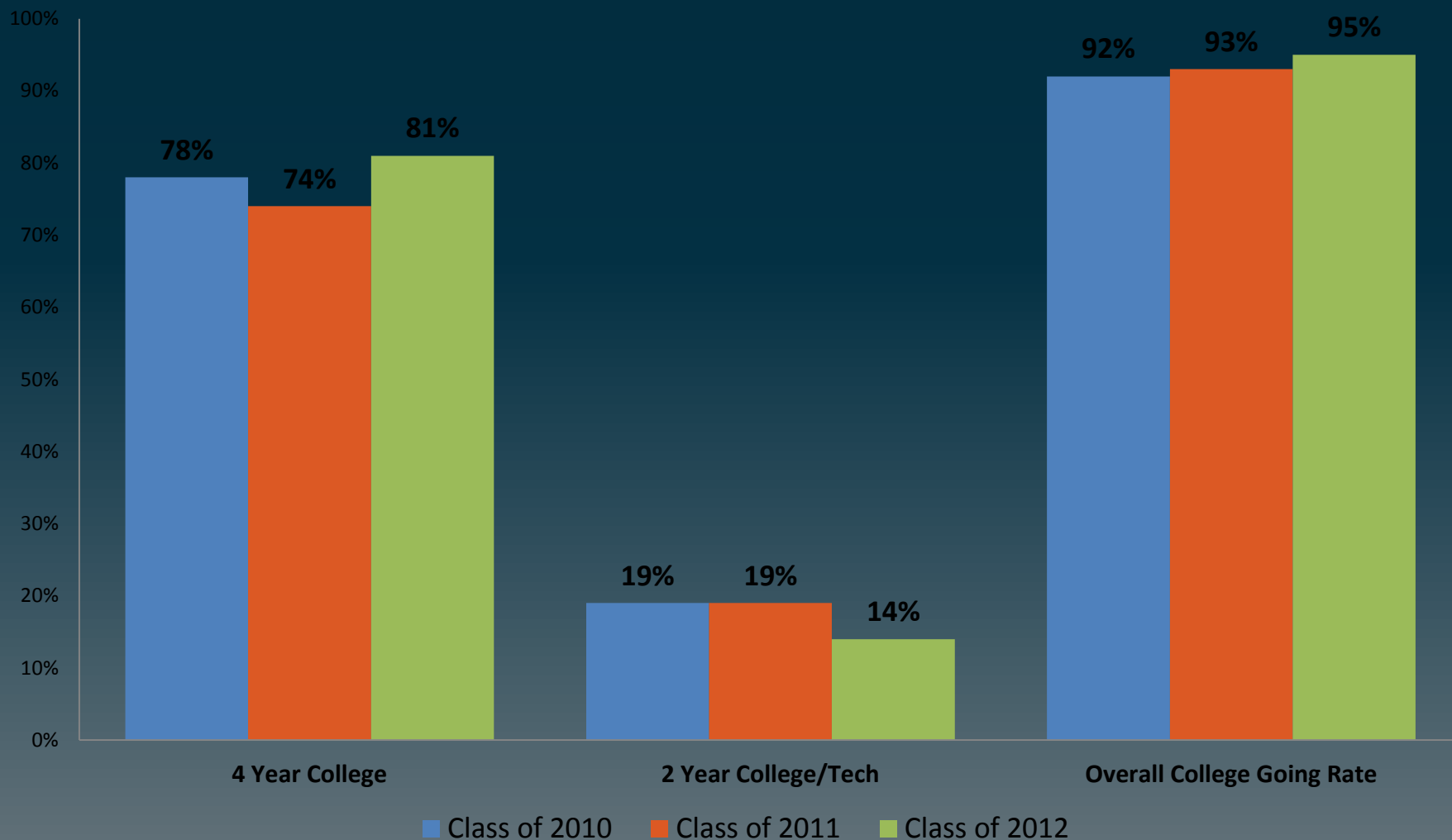
2012-13 Outcome Data: 10th & 12th Grade Pre/Post-Test Results

Percentage of Students Responding Positively to the Following Statements:



2011-12 Results Data

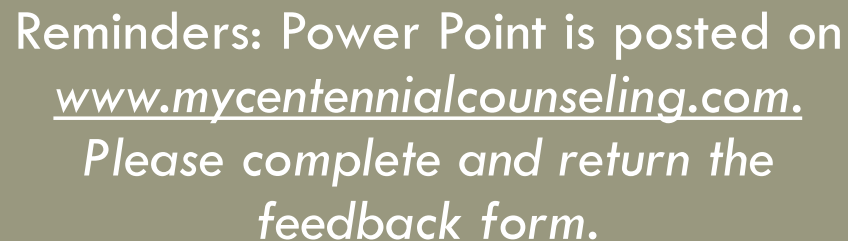
- **2% increase** in Centennial's overall college going rate (93% to 95%)
- **7% increase** in the Centennial's 4 year college going rate (74% to 81%)



Moving Forward



Questions/Comments???



Reminders: Power Point is posted on
www.mycentennialcounseling.com.
*Please complete and return the
feedback form.*



Welcome **Lynn Haldaman**, GBI